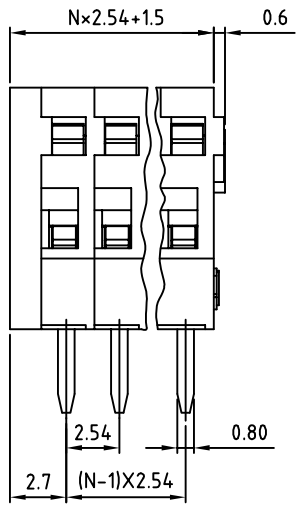
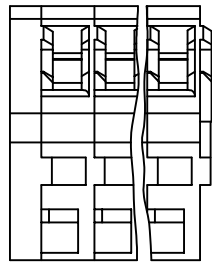
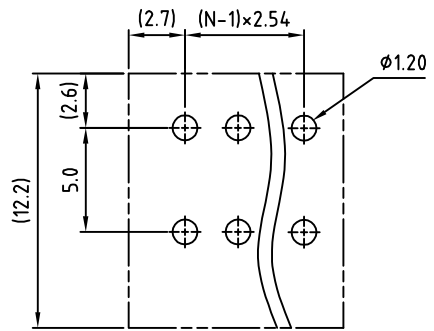
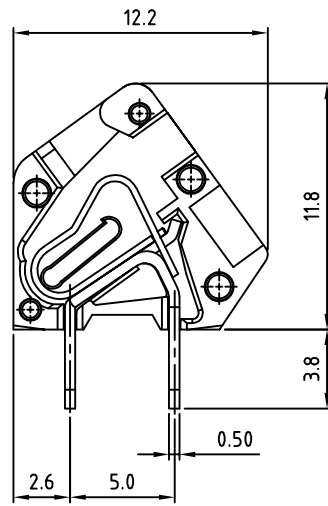


SIGN	DATE	DESCRIPTION	APPROVER

THIS IS CAD DRAWING, DO NOT REVISE MANUALLY!!!



N=Number of poles



P.C.B LAYOUT

Material

- Terminal body(Contact pin) : Brass
- Surface of solder tail : Tin plated
- Wire guard : Stainless steel
- Insulator (housing):Thermoplastic (UL94V-0)

Electrical cULus

- Voltage rating: 150V
- Current rating: 4A
- Wire range:
 - Solid wire(AWG):22-28
 - Stranded wire(AWG):22-28
- Wire strip length:6-7mm
- Withstanding Voltage:1.3KV
- Operating temperature:-30°C to +105°C
- Soldering temperature:250°C±10°C/5 Sec
- Safety approval: us

RoHS Compliant

PART NUMBER:

OSTHEXX5041

No. of Poles	COLOR
02 2 Poles	0: Black
03 3 Poles	4: Orange (Standard)
...	5: Green
24 24 Poles	6: Blue
	8: Grey



THESE DRAWINGS AND SPECIFICATIONS ARE THE PROPERTY OF ON-SHORE TECHNOLOGY, INC. AND SHALL NOT BE REPRODUCED, COPIED OR USED IN ANY MANNER WITHOUT THE PRIOR WRITTEN CONSENT OF ON-SHORE TECHNOLOGY, INC.

TITLE		OSTHE 2.54mm series withouth levers				
PART NO.	OSTHEXX5041	DWG NO.	OSTHEXX5041.DWG			
APPROVED	CHECKED	DESIGNED	DRAWN	CUST NO.	Tolerance	
Shi jun 2006.11.01	Marvin 2006.07.03	Marvin 2006.07.03	Marvin 2006.07.03		X. ±0.50 X.X ±0.30 X.XX ±0.10 X° ±1°	
				SHEET: 01/01	UNIT: mm SCALE: NONE REV.: B	